



Care Tips for Indoor Ficus

Including Fiddle Leaf Figs, Rubber Plants and others

These tips are considered basic care tips for all of the plants in this group of hybrids or species. For specific notes and favorite varieties, please see the reverse.

- ♦ **Light:** Bright, indirect light is generally best. Avoid direct, harsh sunlight which can cause brown, burned spots on the leaves. If you can't perceive a distinct shadow, the space is likely too dim.
- ♦ **Soil:** *Ficus* are fine with any general potting soil that is well drained and not too heavy.
- ♦ **Water:** Rain water is best, but distilled water is okay. Tap water may eventually cause mineral buildup, which can lead to browning leaf edges. Water more each time, but less often—allow the soil to dry to the touch before watering again.
- ♦ **Drainage:** All indoor *Ficus* require excellent drainage and will not tolerate wet feet.
- ♦ **Feeding:** Monthly, with a liquid seaweed-based fertilizer such as Hasta-Gro.
- ♦ **Other tips for success:** Some *Ficus* are much easier and low-maintenance than others (see reverse). All produce a sap that can be mildly toxic to people and animals, so use caution when choosing/placing in your home. *Ficus* can also grow to be very large, so consider this when planning for your space.



Care Tips for Indoor Ficus

Including Fiddle Leaf Figs, Rubber Plants and others

These tips are considered basic care tips for all of the plants in this group of hybrids or species. For specific notes and favorite varieties, please see the reverse.

- ♦ **Light:** Bright, indirect light is generally best. Avoid direct, harsh sunlight which can cause brown, burned spots on the leaves. If you can't perceive a distinct shadow, the space is likely too dim.
- ♦ **Soil:** *Ficus* are fine with any general potting soil that is well drained and not too heavy.
- ♦ **Water:** Rain water is best, but distilled water is okay. Tap water may eventually cause mineral buildup, which can lead to browning leaf edges. Water more each time, but less often—allow the soil to dry to the touch before watering again.
- ♦ **Drainage:** All indoor *Ficus* require excellent drainage and will not tolerate wet feet.
- ♦ **Feeding:** Monthly, with a liquid seaweed-based fertilizer such as Hasta-Gro.
- ♦ **Other tips for success:** Some *Ficus* are much easier and low-maintenance than others (see reverse). All produce a sap that can be mildly toxic to people and animals, so use caution when choosing/placing in your home. *Ficus* can also grow to be very large, so consider this when planning for your space.



Our favorite species, hybrids and varieties with individual notes and tips:




- Fiddleleaf Fig, *Ficus lyrata*

One of the more finicky and challenging indoor figs; sensitive to water quality and over-watering. Can grow very, very large.




- Little Fiddle Fig, *Ficus lyrata* 'Little Fiddle'

Dwarf hybrid of the fiddleleaf fig, same care requirements with smaller leaves.



- Ruby Rubber Plant, *Ficus elastica* 'Ruby'

One of the easiest of the indoor figs, this old favorite makes a beautiful specimen plant.




- Tineke Rubber Plant, *Ficus elastica* 'Tineke'

A variegated hybrid of the plain rubber plant, also quite easy to succeed with.




- Audrey Fig, *Ficus benghalensis* 'Audrey'

A more recent introduction with velvety, oval leaves and considered much easier than the Fiddleleaf.



- Moclame Fig, *Ficus microcarpa*

A smaller leaf species (like *F. benjamina*) that's far easier and much less messy (less leaf shedding)



- Benjamin Fig, *Ficus benjamina*

An old favorite, but considered quite messy. Lots of hybrids including 'Wintergreen' and 'Starlight.'



- Triangle-leaf Fig, *Ficus triangularis*

Easy to care for, but more difficult to find, especially variegated hybrids. Can grow very large.



Our favorite species, hybrids and varieties with individual notes and tips:



- Fiddleleaf Fig, *Ficus lyrata*

One of the more finicky and challenging indoor figs; sensitive to water quality and over-watering. Can grow very, very large.



- Little Fiddle Fig, *Ficus lyrata* 'Little Fiddle'

Dwarf hybrid of the fiddleleaf fig, same care requirements with smaller leaves.



- Ruby Rubber Plant, *Ficus elastica* 'Ruby'

One of the easiest of the indoor figs, this old favorite makes a beautiful specimen plant.



- Tineke Rubber Plant, *Ficus elastica* 'Tineke'

A variegated hybrid of the plain rubber plant, also quite easy to succeed with.



- Audrey Fig, *Ficus benghalensis* 'Audrey'

A more recent introduction with velvety, oval leaves and considered much easier than the Fiddleleaf.




- Moclame Fig, *Ficus microcarpa*

A smaller leaf species (like *F. benjamina*) that's far easier and much less messy (less leaf shedding)



- Benjamin Fig, *Ficus benjamina*

An old favorite, but considered quite messy. Lots of hybrids including 'Wintergreen' and 'Starlight.'



- Triangle-leaf Fig, *Ficus triangularis*

Easy to care for, but more difficult to find, especially variegated hybrids. Can grow very large.